

BAS 

 TEI

LÜBBE 



HALF YEARLY
STATEMENT
1 APRIL –
31 SEPTEMBER 2024

AT A GLANCE

Financial indicators (IFRS) in EUR millions	H1 24/25	H1 23/24	Change
Revenues	56.6	51.0	10.9%
EBIT	9.0	6.1	48.1%
EBIT margin (%)	15.9%	11.9%	4,0 pp
Consolidated earnings	5.8	3.9	50.9%
Earnings per share (EUR)	0.44	0.29	51.7%
	Q2 24/25	Q2 23/24	Change
Revenues	30.2	28.2	7.0%
EBIT	5.3	4.0	33.4%
EBIT margin (%)	17.5%	14.1%	3.5 pp
Consolidated earnings	3.5	2.6	34.7%
Earnings per share (EUR)	0.26	0.19	36.8%
	30 September 2024	31 March 2024	Change
Total assets	105.7	103.9	1.7%
Equity*	63.4	61.6	2.9%
Equity ratio (%)	59.9%	59.2%	0.7 pp
Net financial assets	14.8	16.5	-10.1%

* Including non-controlling interests

ECONOMIC REPORT

UNDERLYING CONDITIONS

The German economy is continuing to suffer from the fallout from the global crises, particularly the war in Ukraine, and is facing its second consecutive year of recession, partly also due to its own structural problems. Several economic research institutes and the German government have recently significantly scaled back their forecasts of slight growth for 2024 and now expect the economy to remain flat at best. Internationally, this puts Germany at the bottom of the list of major economies. The economic situation continues to place a damper on consumer confidence, which, although it improved again in the period from April to September 2024, remains generally very muted. Despite the steady decline in inflation and good wage settlements, consumers are nervous. The muted economic conditions that are now also reflected in rising unemployment rates, increased corporate insolvencies and frequent announcements of job cuts at companies, are taking their toll on income expectations and prompting consumers to put aside more money.

Thus, the German economy sustained an unexpected decline in production output in the second quarter of 2024 following the growth of 0.2% that had been recorded in the first quarter. According to figures

released by the German Federal Bureau of Statistics in August 2024, gross domestic product (GDP) contracted by 0.1% in the period from April to June 2024. The decline in construction and equipment investments placed a drag on the economy in particular. Positive impetus was generated by government spending and net foreign trade. Consumer spending grew only slightly by 0.1%.¹ In an estimate issued in the third quarter of 2024, the German Federal Bureau of Statistics revised its GDP estimate for the second quarter and is now projecting a decline of 0.3% instead of the previous forecast of -0.1%. On this basis, growth of 0.2% was recorded again for the third quarter itself. Government and private consumer spending in particular is assumed to have contributed to this growth.²

The segment of the retail sector relevant to Bastei Lübbe is still in a difficult position. The German Federal Bureau of Statistics reported a real decline of 0.6% in non-food retail revenues for the period from January to August 2024 (nominal: +0.7%).³

Inflation has continued to recede, falling from 2.2% in April to 1.6% in September.⁴

INDUSTRY ENVIRONMENT

Revenues in book retailing remain subdued, dropping substantially in April and September in particular. The entire period from April to September was characterized by lower sales in the five distribution channels – book stores, railway book stores, department stores, consumer electronics and chemists (cash revenues) as well as e-commerce – which it was not always possible to offset with higher prices. Total revenues in the first nine months of 2024 were slightly up on the previous year. A 2.0% decrease in sales combined with a 2.6% increase in average retail prices yielded an overall increase of

0.5% in revenues. In connection with the first half of Bastei Lübbe AG's financial year, it is important to note the calendar effect arising from the fact that Easter occurred in March this year. In the months from January to March, for example, the book market recorded a 0.3% increase in sales and 3.1% growth in revenues. September was also burdened by calendar effects in that there was one retail day less than in the previous year.

The sales and revenues of book stores as the largest distribution channel were generally even more

¹ https://www.destatis.de/DE/Presse/Pressemitteilungen/2024/08/PD24_325_811.html

² https://www.destatis.de/DE/Presse/Pressemitteilungen/2024/10/PD24_408_811.html

³ https://www.destatis.de/DE/Presse/Pressemitteilungen/2024/10/PD24_386_45212.html

⁴ <https://de.statista.com/statistik/daten/studie/1045/umfrage/inflationsrate-in-deutschland-veraenderung-des-verbraucherpreisindexes-zum-vorjahresmonat/>

subdued in the period from April to September than the aggregate of the five distribution channels. The exception to this is August, which saw a significant 1.7% increase in revenues (all channels: down 0.3%). Accordingly, the overall assessment for the nine-month period in 2024 is less favourable. A decline of 3.2% in sales and a price increase of 3.1% resulted in an overall decline of 0.2% in revenues.

In terms of format, paperbacks stood out positively, sustaining a decline in revenues in September only, but posting what in some cases was significant growth in the months from April to August. Almost all other formats experienced a decline in revenues. Trends in physical audio books remain dramatic, with revenues declining by between 15% and 30% in each of the months from April to September. In terms of product groups, non-fiction and fiction in particular performed encouragingly. Although children's and young adult books exhibited favourable growth in May to July, they suffered severe declines in August and September as well as in April (Easter effect). Virtually all other product groups, including travel and guides, were down.

Overall, the audiobook market is still expanding. In the first half of 2024, year-on-year growth of 6.5%

was achieved in this segment. The streaming sector is exhibiting the greatest momentum with growth of 15% and now accounts for 42% of the total audiobook market. Downloads grew by 5% and continue to contribute more than half of audiobook revenues. Physical CDs, on the other hand, have a market share of only 6% after the steady sharp decline in demand in recent years.

The e-book market is performing favourably. Figures for the first half of 2024 point to an increase of 5.4% in sales to 23.3 million units, with the average retail price falling by 3.5% to 6.08 euros. Accordingly, the share of e-book sales in the total general-interest book market stood at a stable 7.9% and was unchanged over the same period of the previous year. With a share in revenues of almost 90%, fiction is the most important product group.

With regard to Bastei Lübbe AG's business performance, the market environment as a whole is considered neutral. Rather, the quality of the catalogue is decisive for business success. Moreover, as Bastei Lübbe AG addresses a wide variety of media channels, it can also benefit from positive developments in individual market segments.

BUSINESS PERFORMANCE

GROUP RESULTS OF OPERATIONS

Bastei Lübbe AG generated Group revenues of EUR 56.6 million in the period from April to September of the 2024/2025 financial year, up from EUR 51.0 million in the previous year. This translates into an increase of 11% over the previous year.

The proportion of revenues contributed by the community-driven business models widened to 42%, up from 33% in the same period of the previous year. As in the previous year, the share of digital products in revenues stood at 32%.

Group EBIT⁵ increased to EUR 9.0 million, compared to EUR 6.1 million in the same period of the previous year. The main reason for the sharp increase in EBIT was the increase of EUR 5.6 million in Group revenues.

⁵ As in the annual report for the 2023/24 financial year, the EBIT reported here is made up of the operating profit presented in the consolidated income statement plus the share of profit of associates.

Financial indicators (IFRS) in EUR millions	H1 24/25	H1 23/24	Change
Revenues	56.6	51.0	10,9%
EBIT	9.0	6.1	48,1%
EBIT margin (%)	15.9%	11.9%	4,0 Pp
Consolidated earnings	5.8	3.9	50.9%
Earnings per share (EUR)	0.44	0.29	51.7%

Changes in inventories of finished goods and work in progress came to EUR 1.2 million, i.e. EUR 1.4 million up on the previous year (EUR -0.3 million).

At EUR 0.1 million, other operating income was down on the previous year (previous year: EUR 0.3 million).

Reflecting the higher revenues in the reporting period, the cost of materials increased over the previous year, coming to EUR 27.4 million (previous year: EUR 24.5 million). This resulted in a slightly higher cost-of-materials ratio⁶ of 48.4% (previous year: 48.1%).

Personnel expenses climbed slightly from EUR 10.5 million in the previous year to EUR 10.9 million due to planned salary adjustments.

Other operating expenses increased from EUR 8.8 million in the previous year to EUR 9.6 million. The main reason for this was higher selling and advertising expenses (up EUR 0.6 million).

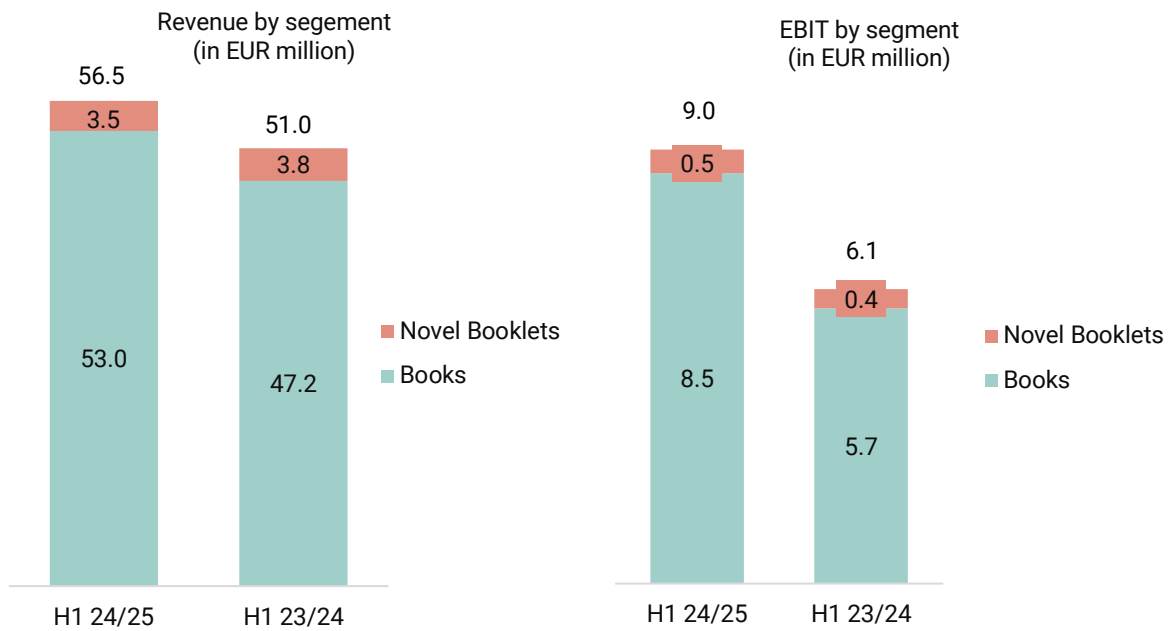
Depreciation and amortisation came to EUR 1.0 million in the reporting period, down from EUR 1.2 million in the same period of the previous year. Depreciation of right-of-use assets under leases remained stable at EUR 0.7 million (previous year: EUR 0.7 million).

Group earnings before interest and taxes (EBIT) came to EUR 9.0 million in the period from April to September (previous year: EUR 6.1 million). The EBIT margin stands at 15.9%, compared with 11.9% in the same period of the previous year.

At EUR 0.1 million in the reporting period, finance income was unchanged over the previous year (EUR 0.1 million). Finance expense came to a total of EUR -0.5 million (previous year: EUR -0.4 million). Earnings before taxes (EBT) reached EUR 8.7 million (previous year: EUR 5.7 million).

Net profit for the period stands at EUR 5.8 million (previous year: EUR 3.9 million). The portion of this attributable to Bastei Lübbe AG's equity holders equals EUR 5.8 million (previous year: EUR 3.8 million). This translates into earnings per share of EUR 0.44, up from EUR 0.29 in the previous year, based on 13,200,100 shares outstanding in the reporting period (unchanged over the previous year).

⁶ The cost-of-materials ratio is the ratio of the cost of materials to revenues.

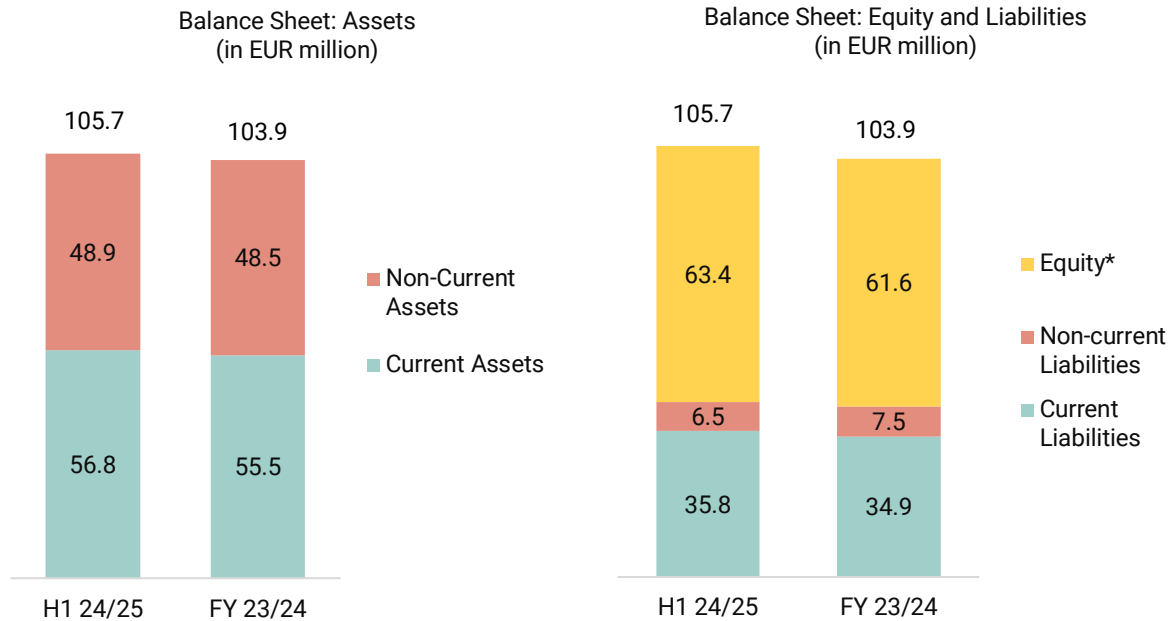


Revenues of EUR 53.0 million (previous year: EUR 47.2 million) were recorded in the “Book” segment, with increases particularly registered for LYX (up 46%) and Audio (up 13%). Significantly lower returns than in the previous year also had a positive effect.

Segment EBIT rose to EUR 8.5 million in the reporting period, up from EUR 5.7 million in the same period of the previous year, primarily as a result of the higher revenues.

The “Novel Booklets” segment posted revenues of EUR 3.5 million in the first half of the 2024/2025 financial year, thus falling slightly short of the previous year (EUR 3.8 million). Segment EBIT came to EUR 0.5 million in the reporting period, compared with EUR 0.4 million in the previous year. The heightened EBIT in the “Novel Booklets” segment was primarily due to lower paper and printing costs.

NET ASSETS



* including non-controlling interests

Total Group assets rose by EUR 1.8 million from EUR 103.9 million to EUR 105.7 million.

Non-current assets were valued at EUR 48.9 million, compared with EUR 48.5 million as of 31 March 2024. Author advances climbed by EUR 0.2 million to EUR 19.7 million. Right-of-use assets under leases were valued at EUR 5.4 million (31 March 2024: EUR 6.0 million).

Current assets climbed from EUR 55.5 million as of 31 March 2024 to EUR 56.8 million as of 30 September 2024. This is due to the seasonal increase of EUR 2.7 million in trade receivables as well as an increase of EUR 1.8 million in inventories as a result of new autumn releases. Moving in the opposite direction, cash and cash equivalents fell by EUR 2.3 million, due, among other things, to payments of author fees and the dividend distribution.

At EUR 63.2 million, the share of equity attributable to the equity holders of the Parent Company is higher than on 31 March 2024 (EUR 61.3 million). The net profit of EUR 5.8 million for the period (of which EUR 5.8 million is attributable to the equity holders of Bastei Lübbe AG) was offset by the dividend payment of EUR 4.0 million for the 2023/2024 financial year.

Non-current liabilities were valued at EUR 6.5 million, compared with EUR 7.5 million as of 31 March 2024. This decline is primarily due to the scheduled repayment of an acquisition loan of EUR 0.6 million plus the reduction in non-current lease liabilities to EUR 4.7 million (31 March 2024: EUR 5.2 million).

Current liabilities amounted to EUR 35.9 million as of 30 September 2024, compared with EUR 34.9 million as of 31 March 2024. The increase is due to higher provisions for outstanding invoices as well as returns. Current lease liabilities were valued at EUR 1.2 million (31 March 2024: EUR 1.2 million).

Net financial assets stood at EUR 14.8 million as of 30 September 2024, down EUR 1.7 million on 31 March 2024 (EUR 16.5 million). This was mainly due to the dividend distribution of EUR 4.0 million in September 2024.

MATERIAL EVENTS OCCURRING AFTER THE REPORTING DATE

No events of particular significance for the assessment of the Bastei Lübbe AG Group's net assets, financial position and results of operations occurred after the reporting period.

OPPORTUNITY AND RISK REPORT

There has been no fundamental change in Bastei Lübbe AG's risk situation and opportunities compared to the details provided in the annual report for 2023/2024.

OUTLOOK

The revenue and EBIT forecast for the 2024/2025 financial year has been raised following continued successful development in the first six months of the financial year despite macroeconomic challenges. The extraordinarily positive success of the new adult label LYX in particular and the other community-driven business models and audio formats continued more strongly than expected in the second quarter, meaning that in the second half of the year it will be easier to compensate for title postponements to the following financial year in the top title segment.

The Executive Board now expects Group revenues of between EUR 113 million and EUR 117 million for the 2024/2025 financial year (previous year: EUR 110.3 million) compared to the revenue forecast of EUR 111 million – EUR 115 million communicated in the 2023/2024 annual report. Group EBIT is now expected to be in the range of EUR 15 – 16 million (previous year: EUR 14.0 million) compared to the previously communicated EBIT forecast of EUR 13 –14 million.

Cologne, 7 November 2024


Bastei Lübbe AG



Soheil Dastyari
Chief Executive Officer



Mathis Gerkenmeyer
Chief Financial Officer



Sandra Dittert
Chief Marketing and
Sales Officer



Simon Decot
Chief Programme
Officer

CONSOLIDATED STATEMENT OF FINANCIAL POSITION
AS OF 30 SEPTEMBER 2024

EUR k	30 September 2024	31 March 2024
Intangible assets	6,676	6,448
Author advances	19,741	19,569
Property, plant and equipment (including right-of-use assets)	6,501	6,414
Financial assets	15,293	15,293
Deferred tax assets	696	757
Non-current assets	48,907	48,480
Inventories	15,823	13,990
Trade receivables	22,026	19,310
Financial assets	0	146
Income tax refund claims	208	309
Other receivables and assets	2,687	3,318
Cash and cash equivalents	16,089	18,387
Current assets	56,883	55,461
Total assets	105,740	103,941
Subscribed capital	13,200	13,200
Share premium	9,045	9,045
Unappropriated surplus/accumulated deficit	25,785	23,927
Other comprehensive income	15,142	15,169
Equity attributable to Bastei Lübbe AG shareholders	63,172	61,340
Shares held by non-controlling shareholders	191	226
Equity	63,363	61,567
Provisions	673	487
Deferred tax liabilities	319	331
Financial liabilities	4,920	6,058
Trade payables	592	592
Non-current liabilities	6,503	7,467
Financial liabilities	3,894	4,709
Trade payables	21,353	19,805
Income tax liabilities	1,766	613
Provisions	6,854	7,598
Other liabilities	2,006	2,182
Current liabilities	35,874	34,907
Total liabilities	42,377	42,375
Total equity and liabilities	105,740	103,941

CONSOLIDATED INCOME STATEMENT

FOR THE PERIOD FROM 1 APRIL 2024 UNTIL 30 SEPTEMBER 2024

EUR k	H1 24/25	H1 23/24
Revenues	56,573	51,007
Changes in inventories of finished goods and work in progress	1,178	-262
Other operating income	141	302
Cost of materials	-27,390	-24,520
Personnel expenses	-10,918	-10,471
Other operating expenses	-9,599	-8,834
Amortisation and depreciation	-1,040	-1,155
Operating profit	8,945	6,066
Share of profit of associates	41	-
Income from other investments	128	116
Profit before financing and income taxes	9,114	6,182
Financing expenses	-456	-444
Profit before income taxes	8,657	5,737
Income taxes	-2,809	-1,862
Consolidated net profit for the period	5,848	3,875
Of which attributable to:		
Equity holders of Bastei Lübbe AG	5,818	3,844
Shares held by non-controlling shareholders	30	31
Earnings per share in euros (basic = diluted) (based on the net profit for the period attributable to the equity holders of Bastei Lübbe AG)	0.44	0.29

CONSOLIDATED INCOME STATEMENT

FOR THE PERIOD FROM 1 JULY 2024 UNTIL 30 SEPTEMBER 2024

EUR k	Q2 24/25	Q2 23/24
Revenues	30,155	28,169
Changes in inventories of finished goods and work in progress	1,181	130
Other operating income	106	268
Cost of materials	-15,215	-13,818
Personnel expenses	-5,423	-5,249
Other operating expenses	-5,035	-4,954
Amortisation and depreciation	-522	-585
Operating profit	5,246	3,962
Share of profit of associates	41	–
Income from other investments	72	59
Profit before financing and income taxes	5,358	4,021
Financing expenses	-236	-217
Profit before income taxes	5,123	3,804
Income taxes	-1,660	-1,234
Consolidated net profit for the period	3,463	2,570
Of which attributable to:		
Equity holders of Bastei Lübbe AG	3,445	2,556
Shares held by non-controlling shareholders	17	14
Earnings per share in euros (basic = diluted) (based on the net profit for the period attributable to the equity holders of Bastei Lübbe AG)	0.26	0.19

CONSOLIDATED STATEMENT OF COMPREHENSIVE INCOME

FOR THE PERIOD FROM 1 APRIL 2024 UNTIL 30 SEPTEMBER 2024

EUR k	H1 24/25	H1 23/24
Consolidated net profit for the period	5,848	3,875
Amounts that cannot be recycled to profit and loss in the future	-	-
Changes in the fair value of equity instruments	-	-
Amounts that can be recycled to profit and loss in the future	-28	25
Foreign currency translation differences	-28	25
Other comprehensive income	-28	25
Consolidated comprehensive income	5,820	3,900
Of which attributable to:		
Equity holders of Bastei Lübbe AG	5,791	3,866
Shares held by non-controlling shareholders	29	34

CONSOLIDATED STATEMENT OF COMPREHENSIVE INCOME

FOR THE PERIOD FROM 1 JULY 2024 UNTIL 30 SEPTEMBER 2024

EUR k	Q2 24/25	Q2 23/24
Consolidated net profit for the period	3,463	2,570
Amounts that cannot be recycled to profit and loss in the future	-	-
Changes in the fair value of equity instruments	-	-
Amounts that can be recycled to profit and loss in the future	23	-30
Foreign currency translation differences	23	-30
Other comprehensive income	23	-30
Consolidated comprehensive income	3,486	2,540
Of which attributable to:		
Equity holders of Bastei Lübbe AG	3,464	2,529
Shares held by non-controlling shareholders	22	11

CONSOLIDATED STATEMENT OF CASH FLOWS

FOR THE PERIOD FROM 1 APRIL 2024 UNTIL 30 SEPTEMBER 2024

EUR k	H1 24/25	H1 23/24
Net profit for the period	5,848	3,875
+/- Depreciation and amortisation/remeasurement gains of intangible assets and property, plant and equipment	1,040	1,155
+/- Depreciation/remeasurement gains of author royalties	4,951	6,623
+/- Increase/decrease in provisions	-557	-1,444
-/+ Profit/loss from the disposal of intangible assets and property, plant and equipment	-0	-2
- Author advances	-5,123	-4,343
-/+ Increase/decrease in inventories, trade receivables and other assets not attributable to investing or financing activities	-3,791	-3,283
+/- Increase/decrease in trade payables and other liabilities not attributable to investing or financing activities	554	978
+/- Interest expenses/income	328	328
+/- Income tax expenses/income	2,809	1,862
+/- Tax payments made	-1,507	-4,843
- Other investment income	-41	-
Cash flow from operating activities	4,511	907
- Payments made for purchases of intangible assets	-475	-177
+ Payments received from the disposal of property, plant and equipment	0	2
- Payments made for purchases of property, plant and equipment	-751	-88
- Payments received from the repayment of loans granted	-	45
+ Dividends from other investments	41	-
+ Interest received	128	116
Cash flow from investing activities	-1,057	-103
- Payments to the shareholders of the Parent Company (dividends)	-3,960	-2,112
- Payments made to non-controlling interests (dividends)	-64	-55
- Payments made for the discharge of loans	-625	-375
- Payments made for lease liabilities	-636	-606
- Interest paid	-456	-444
Cash flow from financing activities	-5,741	-3,592
Changes to cash and cash equivalents recognised in the cash flow statement	-2,286	-2,788
Exchange-rate and valuation-related changes to cash and cash equivalents	-13	9
+ Cash and cash equivalents at the beginning of the period	18,387	19,482
= Cash and cash equivalents at the end of the period	16,089	16,704

CONSOLIDATED STATEMENT OF CHANGES IN EQUITY
FOR THE PERIOD FROM 1 APRIL 2024 UNTIL 30 SEPTEMBER 2024

EUR k	Parent Company					Equity	Non-controlling interests	Group equity
	Subscribed capital	Share premium	Unappropriated surplus	Other comprehensive income	Currency translation valuation reserve		Equity	Equity
Amount on 1 April 2023	13,200	9,045	17,314	15,104	114	54,778	215	54,993
Dividend distributions to shareholders	-	-	-2,112	-	-	-2,112	-55	-2,167
Net profit for the period	-	-	8,724	-	-	8,724	72	8,797
Other comprehensive income	-	-	-	-	-50	-50	-6	-56
Comprehensive income	-	-	8,724	-	-50	8,674	67	8,741
Amount on 31 March 2024	13,200	9,045	23,927	15,104	64	61,340	226	61,567
Amount on 1 April 2024	13,200	9,045	23,927	15,104	64	61,340	226	61,567
Dividend distributions to shareholders	-	-	-3,960	-	-	-3,960	-64	-4,024
Net profit for the period	-	-	5,818	-	-	5,818	30	5,848
Other comprehensive income	-	-	-	-	-27	-27	-1	-28
Comprehensive income	-	-	5,818	-	-27	5,791	29	5,820
Amount on 30 September 2024	13,200	9,045	25,785	15,104	37	63,172	191	63,363

GROUP SEGMENT REPORT

FOR THE PERIOD FROM 1 APRIL 2024 UNTIL 30 SEPTEMBER 2024

EUR k	Book		Novel booklets		Group	
	H1 24/25	H1 23/24	H1 24/25	H1 23/24	H1 24/25	H1 23/24
Segment revenues	53,242	47,468	3,547	3,770	56,790	51,238
Internal revenues	-216	-231	-	-	-216	-231
External revenues	53,025	47,237	3,547	3,770	56,573	51,007
EBITDA	9,483	6,779	543	442	10,026	7,221
Amortisation and depreciation	-972	-1,076	-67	-80	-1,040	-1,155
EBIT	8,511	5,703	475	362	8,986	6,066

GROUP SEGMENT REPORT

FOR THE PERIOD FROM 1 JULY 2024 UNTIL 30 SEPTEMBER 2024

EUR k	Book		Novel booklets		Group	
	Q2 24/25	Q2 23/24	Q2 24/25	Q2 23/24	Q2 24/25	Q2 23/24
Segment revenues	28,452	26,274	1,809	2,015	30,261	28,289
Internal revenues	-107	-121	-	-	-107	-121
External revenues	28,346	26,154	1,809	2,015	30,154	28,169
EBITDA	5,445	4,229	364	318	5,809	4,547
Amortisation and depreciation	-489	-546	-33	-39	-522	-585
EBIT	4,955	3,683	331	279	5,286	3,962

ABRIDGED NOTES

GENERAL DISCLOSURES

Bastei Lübbe AG (hereinafter also the "Parent Company") has its registered office at Schanzenstraße 6 - 20, 51063 Cologne, Germany.

It is a media company operating as a general-interest publisher. In the performance of its business activities, Bastei Lübbe AG publishes books, audio books, e-books and other digital products featuring fiction and popular science content as well as periodicals in the form of novels.

The interim financial statements and the interim management report have neither been audited in accordance with Section 317 of the German Commercial Code nor reviewed by an independent auditor.

BASIS OF PREPARATION

The consolidated interim financial statements as of 30 September 2024 have been prepared in accordance with IAS 34 - Interim Financial Reporting for the period from 1 April until 30 September 2024.

The recognition and measurement methods applied are fundamentally the same as those applied in the consolidated financial statements for the end of the last financial year. A detailed description of these methods can be found in the annual report for the 2023/2024 financial year.

Details of the new standards and interpretations as well as amendments to existing standards are set out in the relevant section of the annual report for the 2023/2024 financial year. The application of the amended standards and interpretations did not have any material impact on the Group's net assets, financial position, results of operations or cash flow. Any material cyclical matters are deferred on the basis of the corporate planning during the year.

PRINCIPLES OF CONSOLIDATION

There were no changes in the consolidation accounting methods compared with the 2023/2024 financial year. Details of these can be found in the notes to the consolidated financial statements as of 31 March 2024.

SHAREHOLDINGS AND REPORTING ENTITY STRUCTURE

There were no other changes in the companies consolidated compared with the consolidated financial statements for the 2023/2024 financial year.

EQUITY

As of the date on which this report was prepared, Bastei Lübbe AG holds treasury stock composed of 99,900 shares. 13,200,100 issued and fully paid-up no-par-value Bastei Lübbe AG shares are outstanding as of the reporting date.

DIVIDEND

Of the unappropriated surplus of EUR 21,524,347.18 shown in the annual financial statements as of 31 March 2024, the Company distributed a total of EUR 3,960,030.00 as a dividend to the shareholders in the reporting period. The dividend per share came to EUR 0.30. The remaining unappropriated surplus of EUR 17,564,317.18 was carried forward.

FINANCIAL INSTRUMENTS

Measured in accordance with IFRS 9						
EUR k	Measurement category in accordance with IFRS 9	Carrying amount on 30 September 2024	At amortised cost	At fair value through other comprehensive income	At fair value through profit and loss	Fair value on 30 September 2024
Assets						
Cash and cash equivalents	AC	16,089	16,089	–	–	–
Trade receivables	AC	22,026	22,026	–	–	–
Other originated financial assets	AC	0	0	–	–	–
Investments in associates	FVOCI (Level 3)	15,100	–	15,100	–	15,100
Investments in associates	AC	193	193	–	–	–
Equity and liabilities						
Trade payables	AC	21,945	21,945	–	–	–
Liabilities to banks	AC	1,250	1,250	–	–	–
Lease liabilities	n/a*	5,867	–	–	–	–
Other originated financial liabilities	AC	1,696	–	–	–	–

* Measured in accordance with IFRS 16

Measured in accordance with IFRS 9						
(EUR k)	Measurement category in accordance with IFRS 9	Carrying amount on 31 March 2024	At amortised cost	At fair value through other comprehensive income	At fair value through profit and loss	Fair value on 31 March 2024
Assets						
Cash and cash equivalents	AC	18,387	18,387	–	–	–
Trade receivables	AC	19,310	19,310	–	–	–
Other originated financial assets	AC	146	146	–	–	–
Investments in associates	FVOCI (Level 3)	15,100	–	15,100	–	15,100
Investments in associates	AC	193	193	–	–	–
Equity and liabilities						
Trade payables	AC	20,397	20,397	–	–	–
Liabilities to banks	AC	1,875	1,875	–	–	–
Lease liabilities	n/a*	6,372	–	–	–	–
Other originated financial liabilities	AC	2,520	–	–	–	–

* Measured in accordance with IFRS 16

TRANSACTIONS WITH RELATED PARTIES

As stated in the notes to the consolidated financial statements for the 2023/2024 financial year, legal transactions are conducted with related parties within the meaning of IAS 24.5. There were no material changes as of the reporting date.

CHANGES TO THE SUPERVISORY BOARD AND THE EXECUTIVE BOARD

There have been no changes in the composition of the Executive Board and Supervisory Board.

EVENTS AFTER THE REPORTING DATE

No events of particular significance as defined in IAS 10 for the assessment of the Bastei Lübbe AG Group's net assets, financial position and results of operations occurred after the end of the reporting period.

RESPONSIBILITY STATEMENT

To the best of our knowledge and in accordance with the applicable reporting principles for financial reporting, the consolidated financial statements of Bastei Lübbe AG, Cologne, as of 30 September 2024 give a true and fair view of the assets, liabilities, financial position and profit and loss of the Group, and the management report of the Group includes a fair review of the development and performance of the business and the position of the Group, together with a description of the principal opportunities and risks associated with the expected development of the Group in the remainder of the financial year.

Cologne, 7 November 2024

Bastei Lübbe AG

The Executive Board



Soheil Dastyari
Chief Executive Officer



Mathis Gerkenmeyer
Chief Financial Officer



Sandra Dittert
Chief Marketing and
Sales Officer



Simon Decot
Chief Programme
Officer

FINANCIAL CALENDAR

2024/2025

DATE	EVENT
25 – 27 November 2024	German Equity Forum, Frankfurt am Main
6 February 2025	Quarterly statement (Q3)
15 July 2025	Annual press conference
07 August 2025	Quarterly statement (Q1)
September 2025	Annual general meeting
06 November 2025	Financial report for first half of the year (HY1)
05 February 2026	Quarterly statement (Q3)

IMPRINT

We have very largely avoided references to individual genders in the interests of readability. All professional and personal designations apply equally to all genders.

Bastei Lübbe AG's report on the first half of the 2024/2025 financial year is available as a PDF file on the Internet at www.bastei-luebbe.de. Further information on the Company can also be found on the Internet at www.bastei-luebbe.de.

PUBLISHED BY:

Bastei Lübbe AG

Schanzenstraße 6-20

51063 Cologne, Germany

Tel: +49 (0)221 82 00 22 88


Fax: +49 (0)221 82 00 12 12

E-Mail: investorrelations@luebbe.de

PHOTO CREDITS:

Cover: Jikaboom / istockphoto

BAS 

 TEI

LÜBBE 



HALF YEARLY
STATEMENT
1 APRIL –
31 SEPTEMBER 2024